



District Report Card: 2017


State: West Bengal	District: Paschim Bardhaman
Class: 3	Subject: Language
Schools: 59	Students: 1132


Participation/Coverage


Students

<div>GENDER</div> <div></div>	Boys				Girls			
	Number		%		Number		%	
	457		40.37		675		59.63	

<div>AREA</div> <div></div>	Rural				Urban			
	Number		%		Number		%	
	497		43.90		635		56.10	

<div>CATEGORY</div> <div></div>	SC		ST		OBC		GEN	
	Number	%	Number	%	Number	%	Number	%
	445	39.31	104	9.19	106	9.36	477	42.14

<div>CWSN</div> <div></div>	LD	VI	HI	S&LD	ID	Oth
	2	5	1	6	1	4

<div>Management</div> <div></div>	Government			Government-aided		
	Number		%	Number		%
	898		79.33	234		20.67

Average Performance of Students in Language (%)

Overall	Gender		Area		Management		Social Group			
	Male	Female	Rural	Urban	Govt.	Aided	SC	ST	OBC	GEN
79.30	78.00	80.18	79.91	78.82	79.08	80.14	76.78	73.65	77.55	83.27

Performance on Learning Outcomes (LOs)

Learning Outcomes	Description	Average Performance(%)
L304	Reads small texts with comprehension i.e., identifies main ideas, details, sequence and draws conclusions	80.04
L312	Reads printed scripts on the classroom walls: poems, posters, charts etc.	77.81

Range of Performance of Students who Answered Correctly							
Below 30%		30% - 50%		50% - 75%		Above 75%	
Number	%	Number	%	Number	%	Number	%
26	2.30	79	6.98	282	24.91	745	65.81

Lowest Performing Learning Outcomes (LOs)

1 - Reads printed scripts on the classroom walls: poems, posters, charts etc. (77.81)

2 - Reads small texts with comprehension i.e., identifies main ideas, details, sequence and draws conclusions (80.04)